

Annual Report

iTransfer.org
Statewide Transfer Information System
July 2009 - June 2010



Overview

In the current economic atmosphere, more and more students find themselves planning to transfer in the future. It is the goal of the [iTransfer website](#) to be a portal for students to plan, prepare, and make informed decisions about transferring within the state of Illinois. The site provides vital information to these students in order to provide for a more informed and seamless transfer process.

The website represents the efforts of more than 700 faculty and staff members across the State, including the Illinois Board of Higher Education, and the Illinois Community College Board, the Illinois State Board of Education and the Transfer Coordinators of Illinois Colleges and Universities who participated in the development of the IAI curriculum guidelines.

The iTransfer Web site is composed of five principal components:

- Transfer Resources, Transfer Process, and Types of Transfer to inform students about how transfer works and resources that are available to them.
- [The Illinois Transferable General Education Core Curriculum \(GECC\)](#) is a package of core general education courses that will transfer from one school to another and will count towards a degree at the new school. Successful completion of these core courses composed of five fields or categories can mean a smoother transition to any associate or bachelor degree program at participating schools.
- [The Illinois Baccalaureate Major Recommendations \(IAI Majors\)](#) outline freshman and sophomore core course recommendations for specific majors.
- The Faculty, Advisor, and Counselor Transfer ([Faculty/Advisor Info.](#)) information section provides valuable information and guidance to education professionals. Another key feature is the Q & A section, which addresses common administrative concerns. The overall purpose of this section is to keep educational professionals aware of current policies and guidelines.
- A close affiliation with [u.select](#). u.select provides information on how courses transfer between participating colleges or universities, the degree programs that college and universities offer, and how you can best plan for your transfer. u.select works best for students who already know where they are going to transfer to, or at least have their options narrowed down to a few college or universities. In addition, it works well for students who plan to come home and take one or two classes at a local college and transfer them back to their native institution.

The purpose of iTransfer is to support the distribution of transfer information to students in Illinois. Significant factors in the success of the dissemination of information include: access to current and accurate information on specific institutional courses that meet the Initiative's agreements, management of the information, marketing of the iTransfer web site, and training of staff.

In the last year, the iTransfer team has continued to improve service and usability of the site to its constituents. Our focus has been to develop and deploy various web resources to help our users find, locate, and navigate the iTransfer.org site and the necessary IAI related information more easily. Through the last year, the iTransfer Coordinator continued to assist with panel related activities as well as serve as contact and information resource for iTransfer and IAI.

In order to better serve the variety of constituents that use the site, the iTransfer staff has utilized a variety of sources to obtain user data and feedback. In response to this feedback and usability studies, changes have been made to functionality and channels within the site. New channels include: [Students](#), [Faculty](#), [Advisors](#), [News](#), and redesign of the [u.select](#) channel.

Staff General Information

Moulton Hall
Campus Box 2202
Normal, IL 61790-2202
Website: www.iTransfer.org
Email: ittransfer@iTransfer.org
Phone: 309.438.8640
Fax: 309.438.7350

iTransfer Team

Jess Ray	University Registrar and iTransfer Director
Krista Jackson	iTransfer Coordinator
Abhilasha Sharma	iTransfer Web Developer
Bob Dennis	Emergency Back Up for iTransfer Web Developer
Kris Harding	Transfer Admissions Consultant
Pam Walden	Administrative Support
John Healy	Marketing Support

Supporting Constituents

[Illinois Board of Higher Education](#) Staff

[Illinois Community College Board](#) Staff

Harper College Staff/Backup System/ Business Continuation

IAI Implementation Advisory Council

IAI Steering Panel

IAI Gen Ed Panels

IAI Major Panels

[Transfer Coordinators of Illinois Colleges and Universities Organization](#)

Populations Served

The iTransfer web site serves current and potential students in Illinois higher education, parents, faculty/advisors, administrators, planners, registrars, admissions staff, and the public at large.

The web site continues to be an essential tool for these constituencies. Between July 1, 2008 and June 30, 2009, the site served **83,969 unique visitors**, with **total visits of 137,400**. On an average, the site provided **5.69 pages of information per visit** and handled an average of **376.44 visits per day**. (See [Appendix A](#) for detailed daily, monthly, and annual usage information)

95 institutions participated in the IAI this year as full participants and 18 institutions are receiving only institutions. Therefore, our total IAI participating institutions is 113. Faculty, advisors, Transfer Coordinator and Transfer Center Directors, staff, and students from these institutions have and will continue to benefit from the web site. (For a list of schools, see [Appendix B](#) as well as on the iTransfer.org site at: <http://www.itransfer.org/iai/participating.aspx?section=faculty&subsection=school>)

Approximately 400 faculty members, transfer coordinators, and Academic Officers serve on IAI General Education and Major panels. The website facilitates the panel and IAI process by presenting the faculty recommendations and providing the faculty with tools such as the [IAI Calendar](#), the [Web Review System](#) which allows panel members to review submitted syllabi online, [Online Course Submission](#) to submit courses for panel review, as well as a variety of other panel and course related information. In order to assist faculty and staff in finding the appropriate information, a [specific faculty/advisor master page](#) on the site allows access to information on IAI, the panels, course review and submission information, as well as other pertinent information.

“According to data from the Fall Enrollment Survey, student transfers within Illinois totaled 72,664 for the fall semester of 2008, some 12.1 percent of the total undergraduate enrollment of 599,147 in the state. Of these, 24,209 transferred from a community college, 5,769 transferred from a public university, 4,358 from an independent not-for-profit institution, 703 from an independent for-profit, and 37,625 from other institutions, including out-of-state, foreign and unreported/unknown institutions.” This information was obtained from the [IBHE website](#) within the [Illinois Transfer & Articulation Initiatives Annual Report 2008-2009](#) (for more 2008 Illinois transfer student information, see [Appendix C](#)).

FY 2011 Objectives:

- Continue to develop iTransfer.org into a resource where users can get information they need regarding transfer in Illinois.
- Rollout and deploy the new 5 year review process which will consolidate the WebReview system, the online course submission process, the Edit system, and PMD system into one main system.
- Continue to review the above 5 year review and course submission process for usability improvements for stakeholders.
- Further develop and add relevant content to iTransfer.org
- Continue the development and maintenance of the iTransfer.org website.
- Market the iTransfer.org website to its intended audience.
- Jointly market iTransfer.org, IAI, and u.select/formerly CAS.
- Continue to support the IAI Transferable General Education Core Curriculum, the IAI Majors, and prepare annual objectives and summary report for IBHE and ICCB.
- Support the iTransfer and IAI mission of transfer and articulation for the state of Illinois as directed by IBHE and ICCB.

FY 2011 Activities/Projects:

- Monitor and maintain iTransfer business continuation activities to include existing systems and function - revise as necessary.
 - Edit and “fine tune” systems, including marketing activities to effectively meet client needs.
 - Renew the SSL certificated for the iTransfer site for the next two years.
- Install and implement new software and hardware to facilitate database and web application design.
 - This will include the purchase and deployment of the Harper server machine, www.itransfer2.org. The Harper machine will be out of warrantee in August 2011 and should be replaced prior to its warrantee expiration. Once this server is deployed, all four iTransfer servers will have been upgraded between the FY 2010 and 2011 budget cycles.
 - This will include the implementation of the new 5 year review process which will consolidate the WebReview system, the online course submission process, the Edit system, and the PMD system into one process/database. This will eliminate most if not all of the remaining Tango language databases currently used on the site.
 - Early in FY 2011, iTransfer staff will deploy the new DEV server purchased in FY 2010.
- Continue to initially approve courses for panel review and upload them into the course review system for panels to review at spring and fall session meetings.
 - This will include monitoring the electronic processes involved in submission and working to improve *performance and user satisfaction*.
- Attend various IAI GECC and Major Panel meetings in spring and fall sessions.
 - This will include the use of a new web conferencing program researched and installed in FY 2010 called [DimDim](#). This web conferencing program is free for up to 20 participants and allows the desktop and other items to be shared with participants. Staff is researching conference calling options to employ in conjunction with the chat and other technology incorporated in the conferencing program.
- Create meeting summaries for meetings attended.
- Assist participating institutions with staff training and technical directions/ implementation
 - Create and implement webinars, podcasts, etc. using [Camtasia Studio software](#). Post these to the site to assist users in a variety of site and IAI training opportunities.
- Respond to IAI Steering panel directions in response to program evaluation process.

- Research web site and technologies to assure that iTransfer.org reflects current web practices and make changes accordingly.
 - Continue to adjust site based on usability studies and marketing plan to make the site more user friendly.
 - This will include dividing the current [Faculty/Advisor site map](#) into separate channels within the site. These channels have already been created and somewhat populated. This will complete the [Faculty channel](#) and [Advisor channel](#) for easier navigation within the site by our stakeholders.
- Continue to develop and implement IAI/iTransfer marketing plan.
 - With the iTransfer “portal”, the marketing plan will continue its current focus to encompass “all things transfer” in Illinois.
 - This will also include the creation of an html email process on the site for the IAI Bulletin. [The IAI Bulletin](#) currently releases a new edition on the iTransfer site every 6 months, in January and July. This new process will allow staff to email a fully html copy of the bulletin to listserv recipients. Currently only the link to the Bulletin is sent to listserv recipients.
- Continue technology research, development and implementation plan.
- Prepare annual report and identify specific goals for coming year.
- Review and refine the iTransfer operations manual and Business Continuation Plan.
- Continue updates to the iTransfer website to develop a comprehensive “portal” for transfer student information
 - This will include a redesign of the iTransfer.org site. The last redesign was more than 4 years ago and the plan has been to redesign the site every 3 to 4 years.
- Add content based on recommendations from the Implementation Advisory Committee, IAI Steering Committee, IBHE, and ICCB
 - This will include an update to the IAI Calendar which will allow for panel members to RSVP for meetings via web content.
- Continue to refine and develop an effective online assessment of website services and IAI systems.
 - Besides Google Analytics and usability studies currently employed to track website usage and functionality, develop an online means (survey, web form, etc.) to get feedback on site systems and usability.

Assessment of iTransfer and Goals/Activities 2009-2010

The iTransfer web site, launched in 1998 (iTransfer.org), has undergone many changes. Its current look has been available to the public since August of 2006. Multiple backups exist including a site that is maintained and available to provide service if the main site is unavailable.

Currently the website’s database houses a total of 6,834 active GECC courses and 2,334 active Major courses for a total of 9,168 courses in IAI. [Table 1a](#) on the next page is the course population statistics for IAI GECC and Baccalaureate Majors courses housed in the IAI database for all current and future dates.

The thirteenth year (2009-2010) of the IAI iTransfer web site was devoted to refining the site as well as following our marketing and technology plan. Accordingly, iTransfer staff completed and began work on a variety of projects that enhanced our FY 2010 objectives.

Table 1a:

General Education				
Total Courses:		6,834		
2-Year (51 schools):		4,627	67.71% of 6,834	
Public (48):		4,509	65.98% of 6,834	97.45% of 4,627
Independent (3):		118	1.73% of 6,834	2.55% of 4,627
4-Year (45 schools):		2,207	32.29% of 6,834	
Public (11):		949	13.89% of 6,834	43.00% of 2,207
Independent (34):		1,258	18.41% of 6,834	57.00% of 2,207
Baccalaureate Majors				
Total Courses:		2,334		
2-Year (51 schools):		1,731	74.16% of 2,334	
Public (48):		1,700	72.84% of 2,334	98.21% of 1,731
Independent (3):		31	1.33% of 2,334	1.79% of 1,731
4-Year (32 schools):		603	25.84% of 2,334	
Public (12):		342	14.65% of 2,334	56.72% of 603
Independent (20):		261	11.18% of 2,334	43.28% of 603

The overall objective for the web site staff was to continue to redesign and develop the iTransfer.org website, to support the IAI Major and Transferable GECC package, and prepare annual objectives and a summary report for ICCB and IBHE.

1. Monitor and maintain iTransfer business continuation activities to include existing systems and function, and revise as necessary.

2009-2010 activities undertaken

- The iTransfer team monitored the site and took appropriate steps to improve loading and service to users, maintained software and systems, and investigated and implemented new technology when necessary.
- This is a continual process.
- VSS for version control of website files continued to be used
- Maintain the IAI back up server at Harper College

2. Install and implement new software and hardware to facilitate database and web application design.

2009-2010 activities undertaken

- In working on redesigning and the WebReview system, it became apparent that there was a need for an automation of the 5 year review process which was discussed throughout FY2009 and FY2010. It was decided to use the new 5 year review process, which is soon to be

- deployed in FY 2011, to consolidate the last of all the Tango programming systems. This system is being designed to merge the WebReview, Edit, and PMD systems into one system for programming purposes. Because this project is intensive in programming, the new system will be deployed by August 2010 for use in the fall of 2010.
- The iTransfer team investigated and installed a variety of software that positively affected the security, the processing time of web pages, and other internal processes. This included the purchase and installation of a new pdf program which works in association with the online course submission system. The majority of document types submitted will automatically convert to pdf, which includes submission input information.
 - In FY 2010, iTransfer staff bought three new servers and has deployed two of the three servers for use. The servers replaced include: the web server/email server, the database server, and the DEV server which is expected to be deployed for use by August 2010.
3. Review and enter courses on WebReview for panels to review at spring and fall sessions
2009-2010 activities undertaken
 - When courses were submitted through the online submission process, iTransfer staff reviewed the courses submitted and approved appropriate courses for panel review.
 4. Attend various IAI GECC and IAI Major panel meetings in fall and spring session
2009-2010 activities undertaken
 - The iTransfer coordinator continues to serve as administrative support to 10 particular IAI panels formerly supported at IBHE.
 - This is expected to continue.
 5. Edit and “fine tune” system, including marketing activities to effectively meet client needs.
2009-2010 activities undertaken
 - The iTransfer team made adjustments to the iTransfer site based on usability studies and Google Analytics.
 - Added “channels” to the site to allow stakeholders to customize their experience for their needs within the site. These channels include a student, faculty, and advisor channel.
 - Check to make sure all school links are working
 - Check for typo/grammatical errors
 - Check for proper sequencing (and/or’) twice a month on schools that have had changes and twice a year for all schools
 - Check for complete packages and monitor participation
 - Enter newly approved courses and integrate them into database
 - Review of backup site
 - This process is under continual review and is monitored by IAI staff
 6. Assist participating institutions with staff training and technical directions/implementation
2009-2010 activities undertaken
 - The iTransfer team made various presentations throughout the year at institutions, meetings, and conferences.
 - Answered numerous questions via email and telephone
 7. Respond to IAI Steering panel directions in response to the program evaluation process.
2009-2010 activities undertaken

- The iTransfer coordinator attended the IAI Steering panel meetings and provided the iTransfer team with direction after the meetings.
8. Assist and support u.select in providing better service to users where possible.
- 2009-2010 activities undertaken**
- The iTransfer team developed, in conjunction with the u.select team, a u.select channel within iTransfer.org for the u.select program. This channel design and deployment was completed in FY 2010.
9. Research Web site and technologies to assure that iTransfer.org reflects current web practices. Make changes accordingly and continue technology research, development and implementation plan.
- 2009-2010 activities undertaken**
- Continue adding new information to the website to better disseminate information that transfer students need, as well as resources institutional staff and faculty utilize when working with students.
 - The iTransfer team researched web conferencing options for use in a variety of IAI related meetings but with particular attention being paid to IAI panel meetings. After researching and testing a variety of programs, iTransfer staff settled on [DimDim](#). This web conferencing system is free for up to 20 participants and allows desktop sharing and other communication opportunities with meeting participants.
10. Continue to develop and implement IAI/iTransfer marketing plan.
- 2009-2010 activities undertaken**
- Provided on and off campus training
 - Presented at Regional and National Conferences ([See Productivity Measures](#))
 - Mailings to High School Counseling centers to market IAI/iTransfer
 - Mailings to Community College Counselors
 - Sent information via the IAI listserv and the Transfer Coordinators listserv
 - Posted information on the Articulation Advocate
 - Updated the look of the Articulation Advocate to better match the rest of the iTransfer site.
 - Created and updated the [IAI Bulletin online](#).
 - Sent updated marketing materials to participating institutions – materials upon request
11. Using input from various sources, modify the pages of different areas within iTransfer.org. The staff continues to be responsive to the needs of iTransfer users.
- 2009-2010 activities undertaken**
- Continued to make changes as suggested by IBHE, ICCB, and the Implementation Advisory Committee as well as take into consideration suggestions by our end users
12. Install and implement new software and hardware to facilitate database and web application design.
- 2009-2010 activities undertaken**
- Evaluated and implemented changes as needed to keep the website functioning at its highest level of efficiency and quality

13. Prepare annual report and identify specific goals for coming year.

2009-2010 activities undertaken

- Completed Annual Report

Productivity Measures for FY 2009 iTransfer Website

iTransfer	FY 2009	FY 2010
Presentations	4	4
Training Sessions	4	4
Applications Developed	6	3
Applications Modified	3	3
Meetings attended	20*	24*
Database updates	8015**	310***

*includes panel meetings iTransfer staff attended

**includes course updates for GECC and major courses in all of FY2009 – information gathered from the iTransfer Edit system. Figure changed from last report for FY2009 , Database updates rather than “Course updates”. This figure includes courses ended due to major restructuring. (See [Database Update Information](#) in the Appendix D)

*** includes course updates for GECC and major courses in all of FY2010 – information gathered from the iTransfer Edit system. (See [Database Update Information](#) in the Appendix D)

This year the iTransfer staff has presented or provided training 4 different times within this year.

The training sessions for this year include the following:

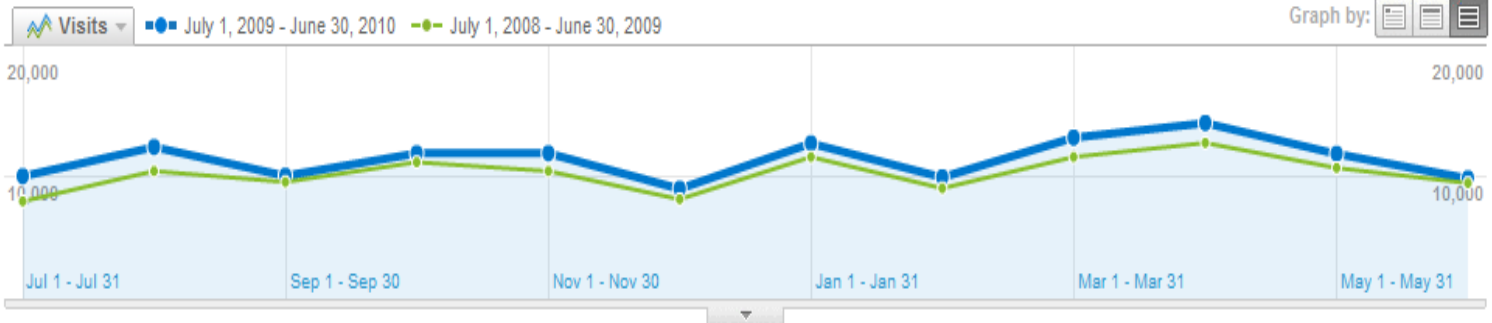
- Training on the website and WebReview at the spring Transfer Coordinators’ Meeting.
- iTransfer information/training at the Steering Panel meetings

This year, iTransfer staff focused on improving the usability and functionality of the site for our stakeholders while maintaining consistency in the quality of service and communication tools utilized. The iTransfer.org site has continued to increase its traffic for those interested in transfer and those who work with the transfer students of Illinois. In the next fiscal year, new projects will be rolled out to improve performance and experience within the site.

Appendix A: Monthly Usage Report of iTransfer website

User Statistics Summary

July 1, 2009 – June 30, 2010 (comparing to July 1, 2008 – June 30, 2009)



Site Usage

137,400 Visits
Previous: 123,080 (+11.63%)

782,283 Pageviews
Previous: 689,457 (+13.46%)

5.69 Pages/Visit
Previous: 5.60 (+1.64%)

33.07% Bounce Rate
Previous: 36.27% (-8.82%)

00:03:39 Avg. Time on Site
Previous: 00:03:29 (+5.11%)

59.19% % New Visits
Previous: 61.85% (-4.29%)

Visitors Overview



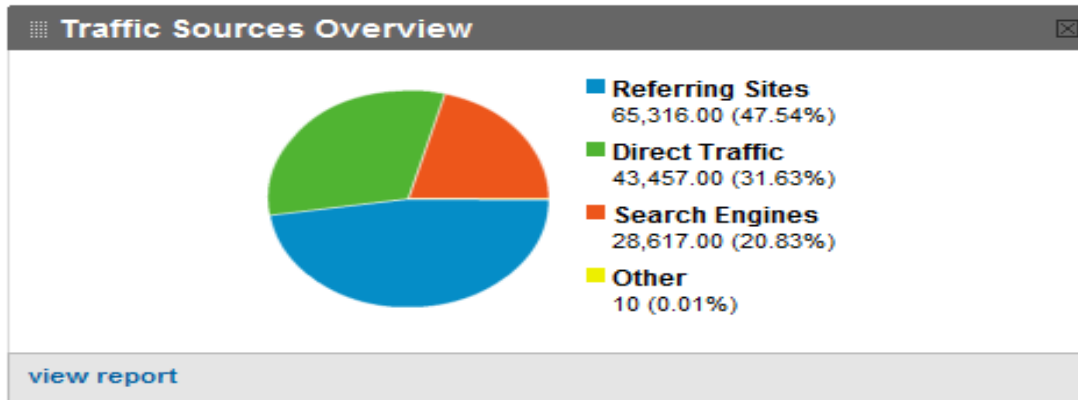
83,969 Visitors

[view report](#)

Map Overlay



[view report](#)



Content Overview

Pages	Pageviews	% Pageviews
/		
Jul 1, 2009 - Jun 30, 2010	108,173	13.83%
Jul 1, 2008 - Jun 30, 2009	110,723	16.06%
% Change	-2.30%	-13.90%
/IAI/GenEd/singleschoolworksheet.aspx?file=iai§ion=students		
Jul 1, 2009 - Jun 30, 2010	69,958	8.94%
Jul 1, 2008 - Jun 30, 2009	67,425	9.78%
% Change	3.76%	-8.56%
/IAI/GenEd/worksheet.aspx?file=iai§ion=students		
Jul 1, 2009 - Jun 30, 2010	67,352	8.61%
Jul 1, 2008 - Jun 30, 2009	35,446	5.14%
% Change	90.01%	67.47%
/iai/container.aspx?section=students		
Jul 1, 2009 - Jun 30, 2010	40,561	5.18%
Jul 1, 2008 - Jun 30, 2009	29,782	4.32%
% Change	36.19%	20.03%
/uselect/students/default.aspx?section=uselect&subsection=students		
Jul 1, 2009 - Jun 30, 2010	37,269	4.76%
Jul 1, 2008 - Jun 30, 2009	2,690	0.39%
% Change	1,285.46%	1,121.06%

[view report](#)

Details of visits to the website

83,969 people visited this site



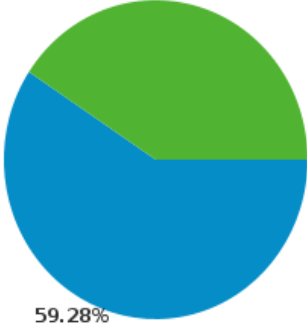
137,400 Visits | **376.44 Visits / Day**

Jul 1, 2009 - Jul 31, 2009	7.31% (10,044)
Aug 1, 2009 - Aug 31, 2009	9.04% (12,415)
Sep 1, 2009 - Sep 30, 2009	7.33% (10,067)
Oct 1, 2009 - Oct 31, 2009	8.68% (11,925)
Nov 1, 2009 - Nov 30, 2009	8.66% (11,903)
Dec 1, 2009 - Dec 31, 2009	6.57% (9,031)
Jan 1, 2010 - Jan 31, 2010	9.28% (12,746)
Feb 1, 2010 - Feb 28, 2010	7.23% (9,940)
Mar 1, 2010 - Mar 31, 2010	9.60% (13,191)
Apr 1, 2010 - Apr 30, 2010	10.49% (14,409)
May 1, 2010 - May 31, 2010	8.64% (11,875)
Jun 1, 2010 - Jun 30, 2010	7.17% (9,854)

137,400 visits from 2 visitor types

Site Usage
Goal Set 1
Views:

Visits 137,400 <small>Previous: 123,080 (11.63%)</small>	Pages/Visit 5.69 <small>Previous: 5.60 (1.64%)</small>	Avg. Time on Site 00:03:39 <small>Previous: 00:03:29 (5.11%)</small>	% New Visits 59.28% <small>Previous: 61.92% (-4.26%)</small>	Bounce Rate 33.07% <small>Previous: 36.27% (-8.82%)</small>
--	--	--	--	---

Visitor Type	Visits	Visits	Visitor Type contribution to total:
1. ■ New Visitor			
July 1, 2009 - June 30, 2010	81,445	59.28%	
July 1, 2008 - June 30, 2009	76,206	61.92%	
2. ■ Returning Visitor			
July 1, 2009 - June 30, 2010	55,955	40.72%	
July 1, 2008 - June 30, 2009	46,874	38.08%	

Traffic source overview

Technical Profile

Browser	Visits	% visits
Internet Explorer	88,145	64.15%
Firefox	32,419	23.59%
Safari	9,470	6.89%
Chrome	6,198	4.51%
Mozilla	471	0.34%

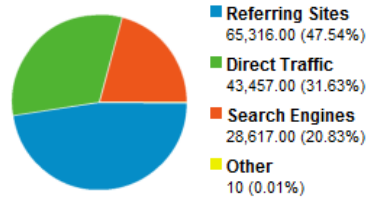
[view full report](#)

Connection Speed	Visits	% visits
T1	50,816	36.98%
Cable	39,868	29.02%
DSL	22,617	16.46%
Unknown	22,065	16.06%
Dialup	1,438	1.05%

[view full report](#)

All traffic sources sent a total of 137,400 visits

- 31.63% Direct Traffic**
- 47.54% Referring Sites**
- 20.83% Search Engines**



Top Traffic Sources






Sources	Visits	% visits
(direct) ((none))	43,457	31.63%
google (organic)	21,248	15.46%
uic.edu (referral)	6,806	4.95%
admissions.illinois.edu (referral)	3,340	2.43%
student.services.wiu.edu (referral)	2,857	2.08%

[view full report](#)

Keywords	Visits	% visits
itransfer	3,245	11.34%
illinois articulation initiative	3,175	11.09%
itransfer.org	2,399	8.38%
iai	2,172	7.59%
i transfer	743	2.60%

[view full report](#)






Referring sites sent 65,316 visits via 763 sources

Site Usage **Goal Set 1** Views:     

Visits 65,316 % of Site Total: 47.54%	Pages/Visit 5.08 Site Avg: 5.69 (-10.77%)	Avg. Time on Site 00:03:03 Site Avg: 00:03:39 (-16.51%)	% New Visits 72.88% Site Avg: 59.19% (23.13%)	Bounce Rate 39.19% Site Avg: 33.07% (18.48%)
---	---	---	---	--

Source	Visits	Pages/Visit	Avg. Time on Site	% New Visits	Bounce Rate
1. uic.edu	6,806	5.31	00:03:05	78.12%	35.48%
2. admissions.illinois.edu	3,340	4.52	00:02:24	73.77%	33.68%
3. student.services.wiu.edu	2,857	4.68	00:02:50	70.53%	37.87%
4. registrar.ilstu.edu	2,441	3.95	00:02:10	64.11%	41.99%
5. admissions.ilstu.edu	2,269	5.30	00:03:00	72.81%	32.17%
6. neiu.edu	2,225	5.40	00:03:26	75.82%	45.48%
7. eiu.edu	2,016	4.36	00:02:35	63.64%	43.01%
8. home.cod.edu	1,793	6.39	00:03:34	78.47%	31.29%
9. cod.edu	1,675	4.55	00:02:23	78.75%	40.12%
10. kennedyking.ccc.edu	1,579	4.49	00:03:01	85.37%	43.51%

16,465 pages were viewed a total of 782,283 times

Content Performance Views:     

Pageviews 782,283 % of Site Total: 100.00%	Unique Pageviews 468,549 % of Site Total: 100.00%	Avg. Time on Page 00:00:47 Site Avg: 00:00:47 (0.00%)	Bounce Rate 33.07% Site Avg: 33.07% (0.00%)	% Exit 17.56% Site Avg: 17.56% (0.00%)	\$ Index \$0.21 Site Avg: \$0.07 (220.63%)
--	---	---	---	--	--

Page	Pageviews	Unique Pageviews	Avg. Time on Page	Bounce Rate	% Exit	\$ Index
1. /	108,173	84,256	00:00:42	30.55%	30.85%	\$0.28
2. /IAI/GenEd/singleschoolworksheet.aspx?file=ia§io...	69,958	25,187	00:01:38	27.38%	25.80%	\$0.06
3. /IAI/GenEd/worksheet.aspx?file=ia§ion=students	67,352	10,251	00:00:48	31.43%	7.09%	\$0.13
4. /iai/container.aspx?section=students	40,561	28,644	00:00:23	22.22%	7.55%	\$0.15
5. /uselect/students/default.aspx?section=uselect&subse...	37,269	23,358	00:00:35	55.91%	17.33%	\$0.75
6. /uselect/	23,263	16,029	00:00:40	44.88%	25.27%	\$0.58
7. /container.aspx?file=ia	17,550	13,080	00:00:24	53.66%	12.75%	\$0.18
8. /iai/faculty/search/byCourse.aspx?section=faculty&sub...	17,167	5,330	00:01:22	17.77%	23.08%	\$0.02
9. /container.aspx?file=tr	16,775	11,829	00:00:18	29.49%	7.96%	\$0.26
10. /Students.aspx	15,127	10,840	00:00:24	40.60%	9.68%	\$0.25

Filter Page: containing Go **Advanced Filter** Go to: 1 Show rows: 10 1 - 10 of 16,465

Appendix B: Illinois Participating Schools and Colleges

All Illinois associate and baccalaureate degree-granting institutions are eligible to participate in the Illinois Articulation Initiative. Institutions may participate in the Illinois transferable General Education Core Curriculum agreement and/or in one or more of the several Baccalaureate Majors' agreements, with the level of participation in Baccalaureate Majors' agreements depending upon whether or not the institution offers a program in the specific major. Currently there are 113 schools participating in IAI (the General Education Core Curriculum and/or the Illinois Baccalaureate Majors' Curricula).

Full-Participating School

There are 95 schools recognized by IAI currently as full-participation schools.

Two-Year Public Institutions (48 schools)

Black Hawk College
Carl Sandburg College
College of DuPage
College of Lake County
Daley College (Richard J.) (CCC)
Danville Area Community College
Elgin Community College
Frontier Community College (IECC)
Harold Washington College (CCC)
Harper College
Heartland Community College
Highland Community College
Illinois Central College
Illinois Valley Community College
John A. Logan College
John Wood Community College
Joliet Junior College
Kankakee Community College
Kaskaskia College
Kennedy-King College (CCC)
Kishwaukee College
Lake Land College
Lewis & Clark Community College
Lincoln Land Community College
Lincoln Trail College (IECC)
Malcolm X College (CCC)
McHenry County College
Moraine Valley Community College
Morton College
Oakton Community College
Olive-Harvey College (CCC)
Olney Central College (IECC)
Parkland College
Prairie State College
Rend Lake College
Richland Community College
Rock Valley College
Sauk Valley Community College
Shawnee Community College
South Suburban College
Southeastern Illinois College
Southwestern Illinois College
Spoon River College
Triton College
Truman College (Harry S) (CCC)
Wabash Valley College (IECC)
Waubonsee Community College
Wilbur Wright College (CCC)

Two-Year Independent Institutions (3 schools)

MacCormac College
Northwestern College
Springfield College in Illinois

Four-Year Public Institutions (11 schools)

Chicago State University
Eastern Illinois University
Illinois State University
Northeastern Illinois University
Northern Illinois University
Southern IL University Carbondale
Southern IL University Edwardsville
University of Illinois at Chicago
University of Illinois at Springfield
University of Illinois at Urbana
Western Illinois University

Four-Year Independent Institutions (33 schools)

Aurora University
Barat College
Benedictine University
Blackburn College
Bradley University
Concordia University
DePaul University
DeVry University, Chicago
DeVry University, DuPage
Dominican University
Elmhurst College
Illinois Institute of Technology
Judson University
Kendall College
Lewis University
Lexington College
Lincoln Christian University
Lincoln College
MacMurray College
Midstate College
Millikin University
National-Louis University
North Central College
North Park University
Olivet Nazarene University
Quincy University
Robert Morris College
Rockford College
Roosevelt University
Saint Xavier University
St. Augustine College
Trinity Christian College
University of St. Francis

Receiving-Only Institutions

There are 18 schools recognized by IAI currently as receiving-only schools.

If your institution is listed as a "Receiving only" institution, you should be aware that your college or university will take a completed GECC package from any of the full participating institutions listed above. However, should you decide to transfer from your "Receiving only" institution to another institution without a completed GECC package, you will not be considered as having completed your general education requirements. It is strongly recommended that you work with your academic advisor at both your current and future institutions in the event that you decide to transfer from a "Receiving only" institution.

Two-Year Public Institutions (0 schools)

Two-Year Independent Institutions (2 schools)

Solex College
The College of Office Technology

Four-Year Public Institutions (1 schools)

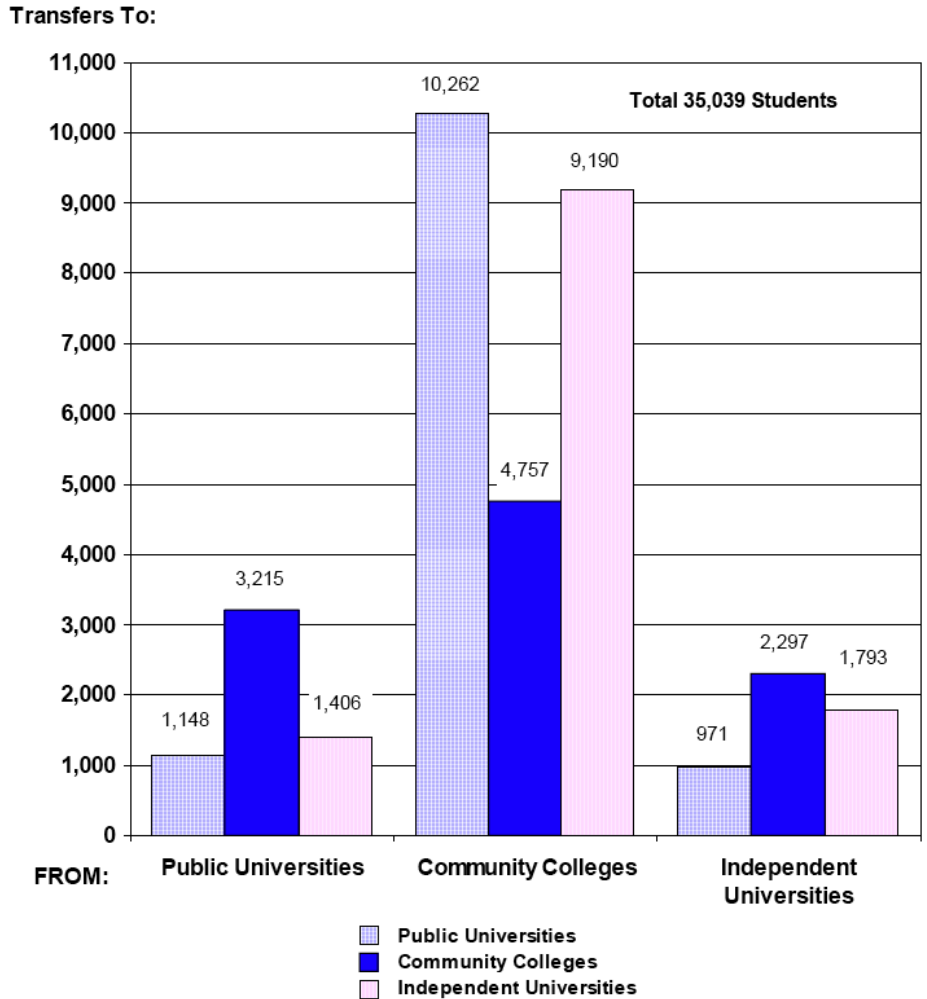
Governors State University

Four-Year Independent Institutions (15 schools)

American InterContinental University
Argosy University
East-West University
Ellis College of New York Institute of Technology
Eureka College
Illinois Institute of Art - Chicago
ITT Technical Institute
Knox College
Lake Forest College
Lakeview College of Nursing
McKendree College
NAES College
Saint Anthony College of Nursing
Saint Francis Medical Center, Nursing
West Suburban College of Nursing

Appendix C: State of Illinois Transfer Student Figures and Information

FIGURE I-5
FALL 2008 ENROLLMENT TRANSFER DATA IN ILLINOIS COLLEGES AND UNIVERSITIES



*Independent includes Not-For-Profit, For-Profit and Out-of-State Institutions.

The above table contains information as reported by institutions to the Illinois Board of Higher Education in the annual Fall Enrollment Survey (<http://www.ibhe.org/Data%20Bank/DataBook/default.asp>). The specific table is: <http://www.ibhe.org/Data%20Bank/DataBook/2009/Figure%20I-5.pdf>). The overall transfer figures include transfers to and from out-of-state, foreign, and unknown institutions and represent the full extent of student transfer to Illinois Colleges and Universities.

Appendix D: Database Update Information

General Education Updates; July 1, 2008 to June 30, 2009:

10	July 2008
5	August 2008
6	September 2008
31	October 2008
7	November 2008
9	December 2008
10	January 2009
14	February 2009
21	March 2009
26	April 2009
107	May 2009
3	June 2009
<hr/>	
249	Total for 2009

Majors Updates; July 1, 2008 to June 30, 2009:

3	July 2008
12	August 2008
2	September 2008
0	October 2008
0	November 2008
7,289	December 2008
374	January 2009
11	February 2009
35	March 2009
19	April 2009
5	May 2009
16	June 2009
<hr/>	
7766	Total for 2009

General Education Updates; July 1, 2009 to June 30, 2010:

33	July 2009
1	August 2009
1	September 2009
33	October 2009
10	November 2009
44	December 2009
13	January 2010
7	February 2010
16	March 2010
35	April 2010
12	May 2010
19	June 2010
<hr/>	
224	Total for 2010

Majors Updates; July 1, 2009 to June 30, 2010:

11	July 2009
1	August 2009
6	September 2009
17	October 2009
0	November 2009
13	December 2009
13	January 2010
1	February 2010
0	March 2010
1	April 2010
11	May 2010
12	June 2010
<hr/>	
86	Total for 2010